



LP Bookcases and Cupboards

The Infinity Storage range is extremely flexible and versatile. Developed to provide a multitude of different configurations using the various sized base units, adjustable shelves and a choice of wood or glass doors.

All units have a solid back panel making them ideal for sectioning off areas within the office acting as a partition whilst providing a functional, movable wall.

All products within the Infinity Storage range are available in a choice of Norwich Beech, Norwich Cherry, Norwich Oak and Norwich Maple wood effect finishes with complementing silver bow handles on all doors.

7 to 10 day lead time.


Also available on a 3 to 4 week lead time White, Norwich Birch and Norwich Walnut.



Beech




Birch




Black



Light Oak



Maple



Cherry



Walnut



White